


TRB

TRBS Coil Terminal Arranged on One Side

MAIN FEATURES

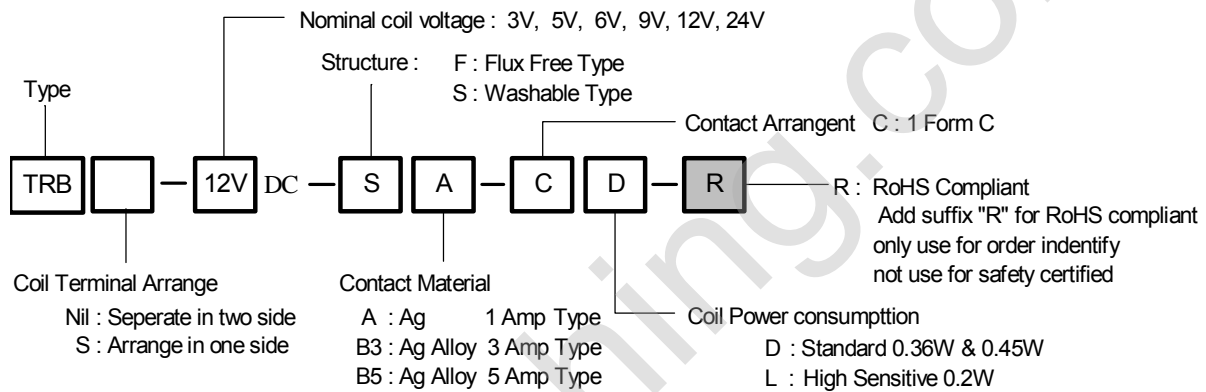
- Subminiature Type.
- Silver or Silver Alloy Contacts with Gold Plated.
- Low Dissipation.
- Sealed Type Available.
- Design conforms to foreign safety standard UL.
- UL and cUL recognized.



APPLICATIONS

- Microprocessor Control, Store Program Exchanger and Household Appliance.

ORDERING INFORMATION

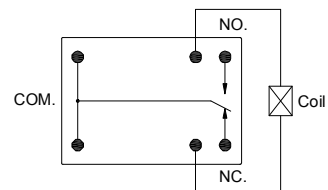
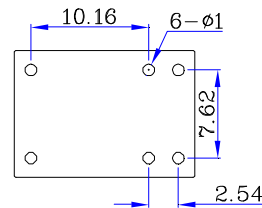
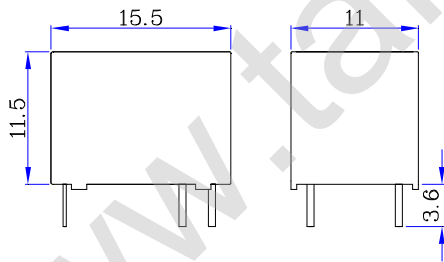


DIMENSION (unit:mm)

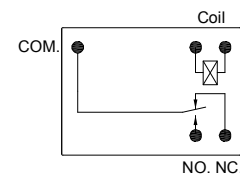
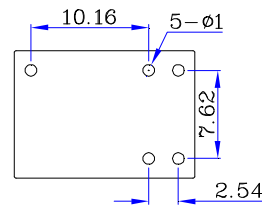
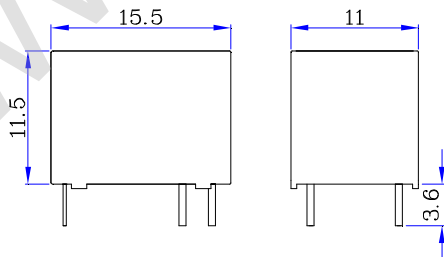
DRILLING (unit:mm)

WIRING DIAGRAM

TRB



TRBS



Remark: 1. In case of no tolerance shown in dimension: $\pm 0.5\text{mm}$.
2. The tolerance without indicating for DRILLING is always $\pm 0.1\text{mm}$.

➤ **COIL DATA CHART**(at 20°C)

Coil Sensitivity	Coil Voltage Code	Nominal Voltage (VDC)	Nominal Current (mA)	Coil Resistance (Ω) $\pm 10\%$	Power Consumption (W)	Pull-In Voltage (VDC)	Drop-Out Voltage (VDC)	Max-Allowable Voltage (VDC)
TRB/TRBS -A (High Sensitivity) 1 Amp type	03	03	66.7	45	abt. 0.2 W	75% Max.	10% Min.	110%
	05	05	40	125				
	06	06	33.3	180				
	09	09	22.2	405				
	12	12	16.7	720				
TRB -B3 (Standard) 3 Amp type	24	24	8.3	2880	abt. 0.36W	75% Max.	10% Min.	110%
	03	03	120	25				
	05	05	66.7	75				
	06	06	60	100				
	09	09	40.9	220				
TRB -B5 (High Capacity) 5 Amp type	12	12	30	400	abt. 0.45W	75% Max.	10% Min.	110%
	24	24	15	1600				
	03	03	150	20				
	05	05	89.3	56				
	06	06	75	80				
	09	09	50	180				
	12	12	37.5	320				
	24	24	18.75	1280				

➤ **CONTACT RATING**

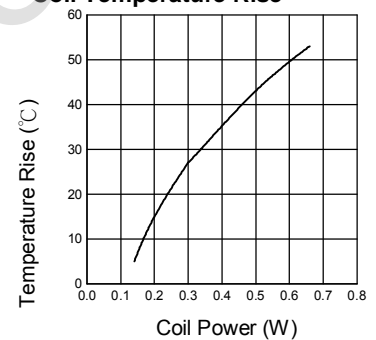
Type	TRB/TRBS -A	TRB -B3	TRB -B5
Item	1 Amp type	3 Amp type	5 Amp type
Contact Capacity	Coil = 0.2W	Coil = 0.36W	Coil = 0.45W
Resistive Load (cos Φ =1)	1A 125VAC 1A 30VDC	3A 125VAC 3A 30VDC	5A 125VAC 5A 14VDC
Inductive Load (cos Φ =0.4 L/R=7msec)		0.3A 125VAC 0.3A 30VDC	
Rated Carrying Current	1 A	3 A	5 A
Max. Allowable Voltage	125VAC, 30VDC		
Max. Allowable Current	1 A	3 A	5 A
Max. Allowable Power Force	125VA, 30W	375VA, 90W	625VA, 70W
Contact Material	Ag Alloy		

➤ **PERFORMANCE** (at initial value)

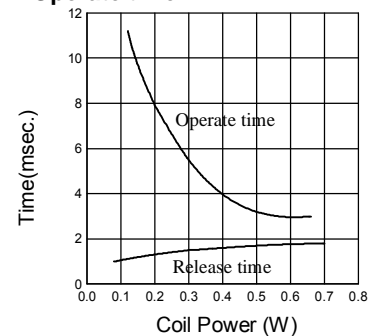
Type	TRB / TRBS
Item	
Contact Resistance	100m Ω Max.
Operation Time	5msec Max.
Release Time	5msec Max.
Dielectric Strength	
Between coil & contact	500VAC 50/60Hz (1 minute)
Between contacts	500VAC 50/60Hz (1 minute)
Surge Resistiveness	1000V (between coil & contact 1 \times 40u sec)
Insulation Resistance	100 M Ω Min. (500VDC)
Max. ON/OFF Switching	
Mechanically	300 operation/min
Electrically	30 operation/min
Operating Ambient Temperature	-25°C to +55°C (No water condensation and no water drop)
Operating Humidity	45% to 85% RH
Coil Temperature Rise	40 deg. Max. (at rated coil voltage)
Vibration	
Endurance	10 to 55Hz Single Amplitude 0.35mm
Error Operation	10 to 55Hz Single Amplitude 0.35mm
Shock	
Endurance	490m/s ² .
Error Operation	98m/s ² .
Life Expectancy	
Mechanically	1 \times 10 ⁷ ops. Min. (no load)
Electrically	1 \times 10 ⁵ ops. Min. (at rated coil voltage)
Weight	abt. 3.5grs.
UL & cUL	E156521

➤ **REFERENCE DATA**

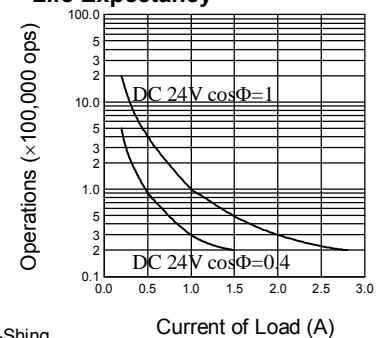
Coil Temperature Rise



Operate time



Life Expectancy



This datasheet for reference and subject to change without notice. Please double check final specification with Tai-Shing. (0939AA08VOL01)