



SOT-23 Plastic-Encapsulate Transistors

TRANSISTOR (PNP)

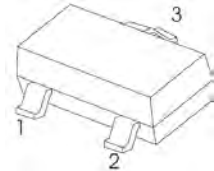
FEATURE

- Collector-Base Voltage
- **Pb-Free package is available**
RoHS product for packing code suffix "G"
Halogen free product for packing code suffix "H"
- **Moisture Sensitivity Level 1**

MAXIMUM RATINGS($T_a=25^{\circ}\text{C}$ unless otherwise noted)

Symbol	Parameter	Value	Unit
V_{CBO}	Collector-Base Voltage	-60	V
V_{CEO}	Collector-Emitter Voltage	-50	V
V_{EBO}	Emitter-Base Voltage	-5	V
I_C	Collector Current -Continuous	-150	mA
P_C	Collector Power Dissipation	200	mW
T_J	Junction Temperature	150	$^{\circ}\text{C}$
T_{stg}	Storage Temperature	-55-150	$^{\circ}\text{C}$

SOT-23



1. BASE
2. EMITTER
3. COLLECTOR

ELECTRICAL CHARACTERISTICS ($T_a=25^{\circ}\text{C}$ unless otherwise specified)

Parameter	Symbol	Test conditions	Min	Typ	Max	Unit
Collector-base breakdown voltage	$V_{(BR)CBO}$	$I_C = -5\mu\text{A}, I_E = 0$	-60			V
Collector-emitter breakdown voltage	$V_{(BR)CEO}$	$I_C = -1\text{mA}, I_B = 0$	-50			V
Emitter-base breakdown voltage	$V_{(BR)EBO}$	$I_E = -50\mu\text{A}, I_C = 0$	-5			V
Collector cut-off current	I_{CBO}	$V_{CB} = -60\text{V}, I_E = 0$			-0.1	μA
Emitter cut-off current	I_{EBO}	$V_{EB} = -5\text{V}, I_C = 0$			-0.1	μA
DC current gain	h_{FE}	$V_{CE} = -6\text{V}, I_C = -1\text{mA}$	120		475	
Collector-emitter saturation voltage	$V_{CE(sat)}$	$I_C = -100\text{mA}, I_B = -10\text{mA}$		-0.18	-0.3	V
Base-emitter voltage	$V_{BE(on)}$	$V_{CE} = -6\text{V}, I_C = -1.0\text{mA}$	-0.58	-0.62	-0.68	V
Transition frequency	f_T	$V_{CE} = -6\text{V}, I_C = -10\text{mA}$	50			MHz
Collector output capacitance	C_{ob}	$V_{CB} = -10\text{V}, I_E = 0, f = 1\text{MHz}$		4.5	7	pF
Noise figure	NF	$V_{CE} = -6\text{V}, I_C = -0.3\text{mA}, R_g = 10\text{k}\Omega, f = 100\text{Hz}$		6	20	dB

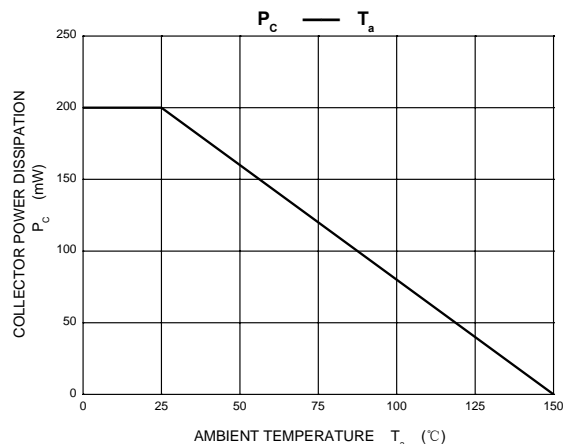
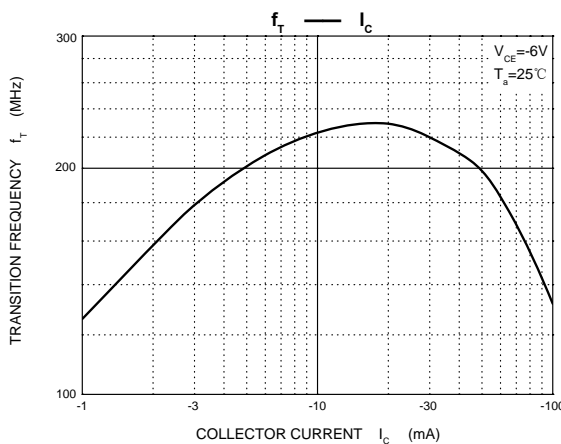
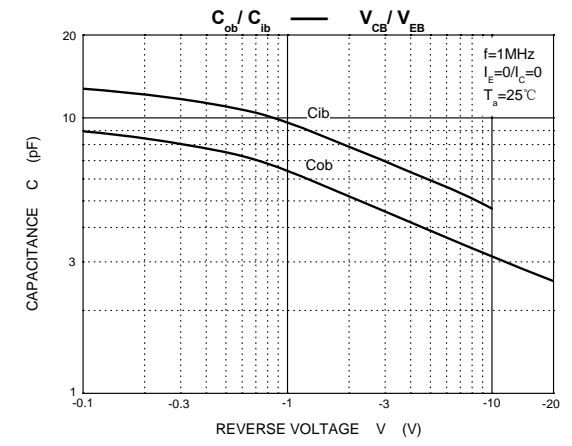
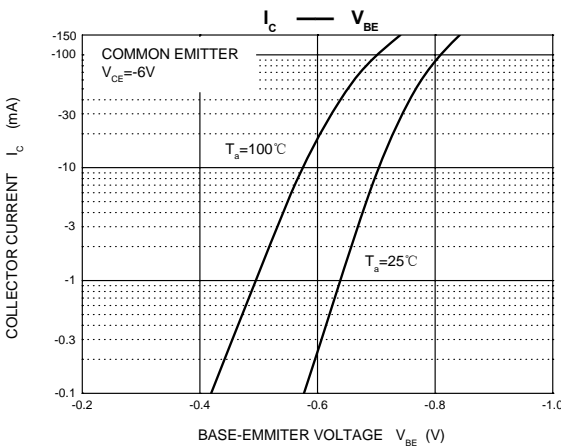
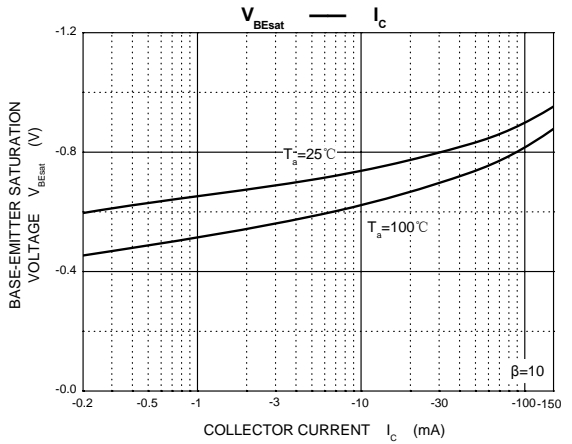
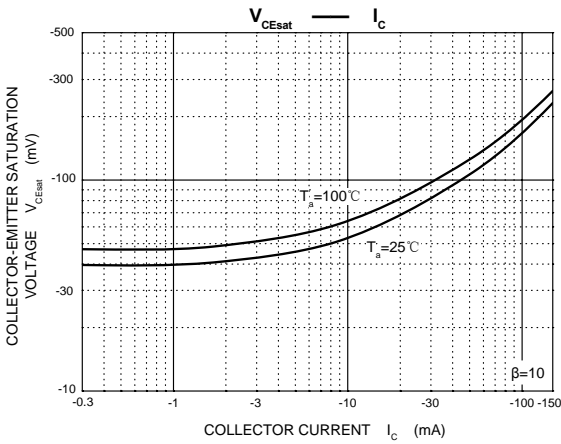
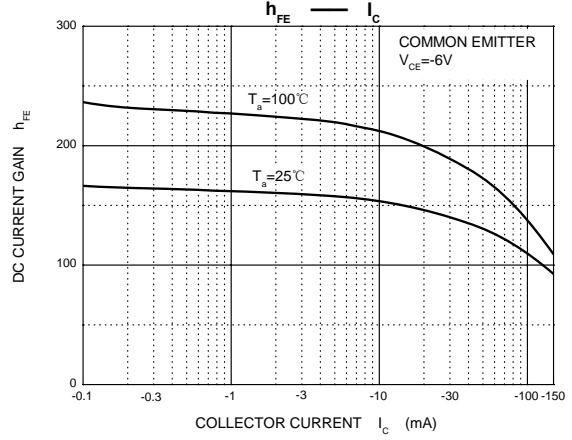
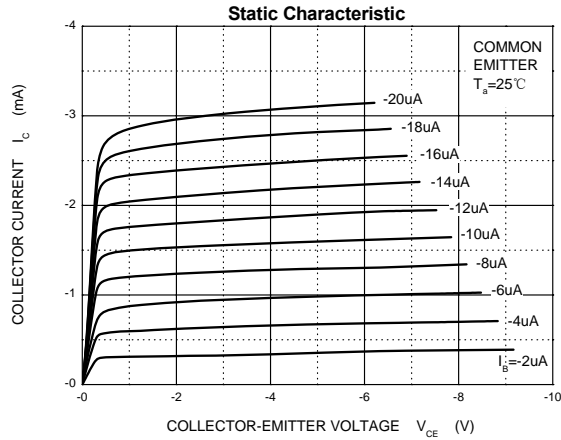
CLASSIFICATION OF h_{FE}

Rank	L	H
Range	120-220	220-475
MARKING	CS	



SOT-23 Plastic-Encapsulate Transistors

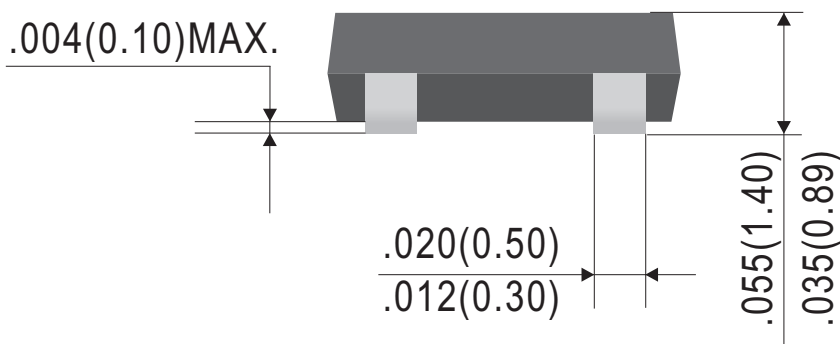
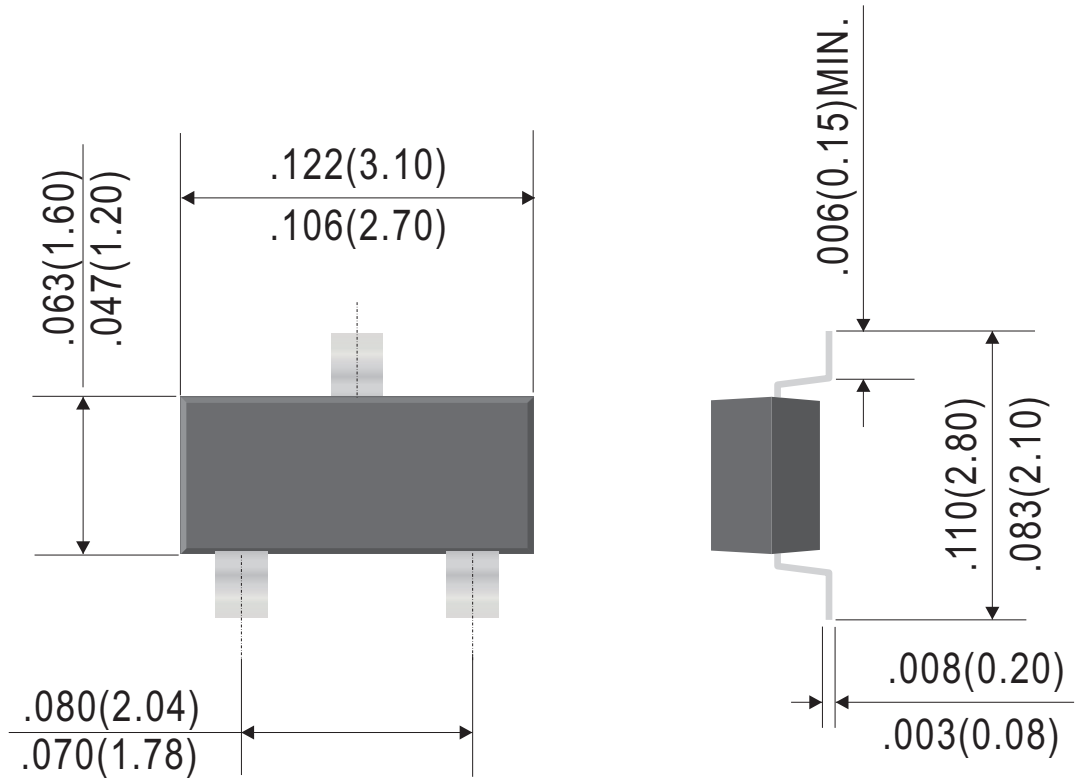
Typical Characteristics





Outline Drawing

SOT-23



Dimensions in inches and (millimeters)

Rev.D



SOT-23 Plastic-Encapsulate Transistors

Ordering Information:

Device PN	Packing
A733 x ⁽³⁾ -T ⁽¹⁾ G ⁽²⁾ -WS	Tape&Reel: 3 Kpcs/Reel

Note: (1) Packing code, Tape & Reel Packing

(2) RoHS product for packing code suffix "G" ; Halogen free product for packing code suffix "H"

(3) CLASSIFICATION OF hFE RANK

Disclaimer

WILLAS reserves the right to make changes without notice to any product specification herein, to make corrections, modifications, enhancements or other changes. WILLAS or anyone on its behalf assumes no responsibility or liability for any errors or inaccuracies. Data sheet specifications and its information contained are intended to provide a product description only. "Typical" parameters which may be included on WILLAS data sheets and/ or specifications can and do vary in different applications and actual performance may vary over time. WILLAS does not assume any liability arising out of the application or use of any product or circuit.

WILLAS products are not designed, intended or authorized for use in medical, life-saving implant or other applications intended for life-sustaining or other related applications where a failure or malfunction of component or circuitry may directly or indirectly cause injury or threaten a life without expressed written approval of WILLAS. Customers using or selling WILLAS components for use in such applications do so at their own risk and shall agree to fully indemnify WILLAS Inc and its subsidiaries harmless against all claims, damages and expenditures.