

3M 8214/8514/07187
Respirator N95 Particulate

3M recommended for welding on stainless steel, aluminum, galvanized steel, and other applications where ozone and nuisance organic vapors may be present.*

User Instructions

(Keep insert for reference)

07187 is a catalog number only. NIOSH approved as 3M™ 8214 N95 Particulate Respirator.

* **3M recommended** for ozone protection up to 10 times the OSHA PEL or applicable government occupational exposure limits, whichever is lower (not NIOSH approved for use against ozone). **3M recommended** for relief against nuisance levels of organic vapors. (Nuisance level organic vapor refers to concentrations not exceeding OSHA PEL or applicable government occupational exposure limits, whichever is lower.)



⚠ WARNING

This respirator helps protect against certain airborne contaminants. **Misuse may result in sickness or death.** For proper use, see supervisor, or *User Instructions*, or call 3M in U.S.A., 1-800-247-3941. In Canada, call Technical Service at 1-800-267-4414.

IMPORTANT:

Before use, wearer must read and understand these *User Instructions*. Keep insert for reference.

Use For:

Solids such as those from processing minerals, coal, iron ore, flour, and certain other substances. Liquid or non-oil based particles from sprays that do not also emit oil aerosols or **harmful** vapors. Metal fumes produced from welding, brazing, cutting and other operations involving heating of metals. Organic vapors below the OSHA PEL or applicable government standards, whichever is lower. 3M recommended for ozone protection up to 10 times the OSHA PEL (not NIOSH approved for use against ozone).

Do Not Use For:

Gases, oil aerosols, asbestos or sandblasting. Aerosol and/or ozone concentrations that exceed 10 times the PEL, specific OSHA standards, or applicable government regulations, whichever is lower. Organic vapors, including those present in paint spraying operations, when concentrations exceed the OSHA PEL or applicable government occupational exposure limits, whichever is lower. This respirator does not supply oxygen.

Use Instructions:

1. Failure to follow all instructions and limitations on the use of this respirator and/or failure to wear this respirator during all times of exposure can reduce respirator effectiveness and may result in sickness or death.
2. Before occupational use of this respirator a written respiratory protection program must be implemented meeting all the requirements of OSHA 29 CFR 1910.134 such as training and fit testing and applicable OSHA substance specific standards. In Canada, CSA standard Z94.4-93 requirements must be met.
3. The particles which can be dangerous to your health include those so small you cannot see them.
4. Leave the contaminated area immediately and contact supervisor if dizziness, irritation, or other distress occurs.
5. Store the respirator away from contaminated areas when not in use.
6. Dispose of used product in accordance with applicable regulations.

Use Limitations:

1. This respirator does not supply oxygen. Do not use in atmospheres containing less than 19.5% oxygen.
2. Do not use when concentrations of contaminants are immediately dangerous to life and health, are unknown or when concentrations exceed 10 times the permissible exposure limit (PEL) or according to specific OSHA standards or applicable government regulations, whichever is lower.
3. Do not alter, abuse or misuse this respirator.
4. Do not use with beards or other facial hair or other conditions that prevent a good seal between the face and the sealing surface of the respirator.

Time Use Limitations:

1. If respirator becomes damaged, soiled, or breathing becomes difficult, leave the contaminated area immediately and replace the respirator.
2. If used for ozone protection, replace respirator in accordance with an established change schedule, or earlier if smell, taste or irritation from contaminants is detected.

Fitting Instructions:

Must be followed each time respirator is worn.

1. Thread the top elastic strap through the top buckle. Repeat for the bottom elastic strap. Place the bottom elastic strap around the head, just below the ears. Untwist the strap.



Diagram 1

2. Pull the top strap over your head, resting it above the ears at the top back of your head. Untwist the strap.



Diagram 2

3. Adjust the strap tension by pulling the straps as shown (3a). Strap tension may be decreased without removing respirator from the head by pushing out on the back of the buckle (3b).




Diagram 3a




Diagram 3b

4. Place your fingertips from both hands at the top of the metal nosepiece. Using two hands, mold the nose area to the shape of your nose by pushing inward while moving your fingertips down both sides of the nosepiece.

▲ Pinching the nosepiece using one hand may result in improper fit and less effective respirator performance. Use two hands.

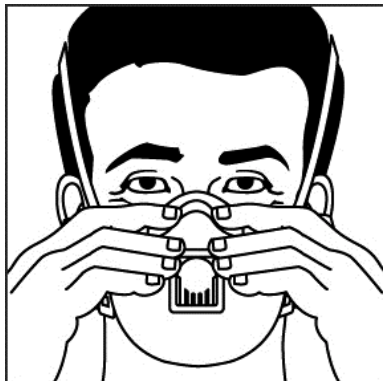


Diagram 4

5. Perform a User Seal Check prior to each wearing. To check the respirator-to-face seal, cover the front of the respirator completely with both hands, being careful not to disturb the position of the respirator. Inhale sharply. A negative pressure should be felt inside the respirator. If any leakage is detected, readjust the position of the respirator according to Steps #3 and #4.

If you CANNOT achieve a proper seal DO NOT enter the contaminated area. See your supervisor.




Diagram 5

REMOVAL INSTRUCTIONS:


See step 3b of Fitting Instructions and decrease strap tension as described. Cup respirator in hand to maintain position on face and pull bottom strap over head. Still holding respirator in position, pull top strap over head and remove respirator.

NIOSH Approved: N95

At least 95% filtration efficiency against solid and liquid aerosols that do not contain oil.



3M
ST. PAUL, MN, USA
1-800-243-4630



THIS RESPIRATOR IS APPROVED ONLY IN THE FOLLOWING CONFIGURATION:

TC- 64A-0454	Protection ¹ N95	Respirator				Cautions and Limitations ² ABCJMNOP
		8212	8214	8512	8514	
		X	X	X	X	

1. PROTECTION
N95 - Particulate Filter (95% filter efficiency level) effective against particulate aerosols free of oil; time use restrictions may apply.

2. CAUTIONS AND LIMITATIONS

- A - Not for use in atmospheres containing less than 19.5 percent oxygen.
- B - Not for use in atmospheres immediately dangerous to life or health.
- C - Do not exceed maximum use concentrations established by regulatory standards.
- J - Failure to properly use and maintain this product could result in injury or death.
- M - All approved respirators shall be selected, fitted, used, and maintained in accordance with MSHA, OSHA, and other applicable regulations.
- N - Never substitute, modify, add, or omit parts. Use only exact replacement parts in the configuration as specified by the manufacturer.
- O - Refer to users instructions, and/or maintenance manuals for information on use and maintenance of these respirators.
- P - NIOSH does not evaluate respirators for use as surgical masks.

This respirator contains no components made from natural rubber latex.

FOR MORE INFORMATION and assistance on 3M occupational health and environmental safety products, contact your local 3M representative or call 3M OH&ESD Technical Service toll free in U.S.A., 1-800-243-4630. In Canada, call Technical Service at 1-800-267-4414.

**Exported by/Exporté par/
Exportado por:
3M Occupational Health and
Environmental Safety Division**

3M Center, Building 235-2W-70

P.O. Box 33010

St. Paul, MN 55133-3010

Assembled in U.S.A. from U.S.A. and imported
components.

©3M 2001

38-9017-4804-6