


GBU15005-G Thru. GBU1510-G

Reverse Voltage: 50 to 1000V

Forward Current: 15.0A

RoHS Device

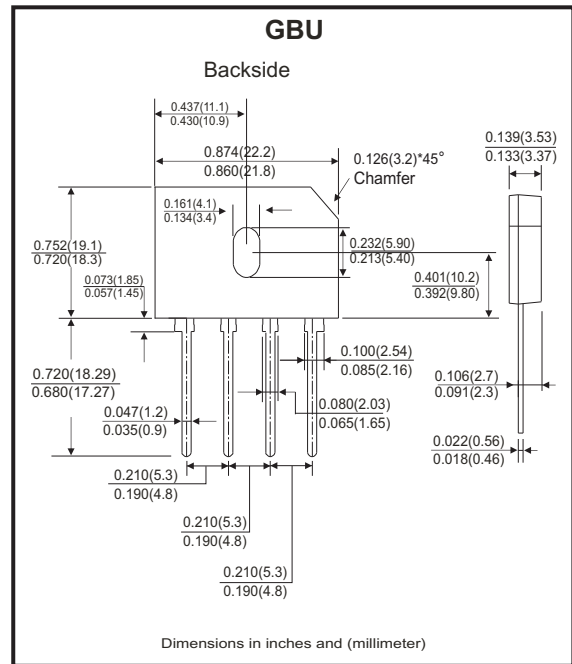


Features

- Surge overload rating -240 amperes peak.
- Ideal for printed circuit board.
- UL recognized file # E349301

Mechanical Data

- Epoxy: UL 94V-0 rate flame retardant.
- Case: Molded plastic, GBU
- Mounting position: Any
- Weight: 3.91 grams (approx.).



Maximum ratings and electrical characteristics

Rating at 25°C ambient temperature unless otherwise specified.
Single phase, half wave, 60Hz, resistive or inductive load.
For capacitive load, derate current by 20%

Parameter	Symbol	GBU 15005-G	GBU 1501-G	GBU 1502-G	GBU 1504-G	GBU 1506-G	GBU 1508-G	GBU 1510-G	Unit	
Maximum Recurrent Peak Reverse Voltage	V_{RRM}	50	100	200	400	600	800	1000	V	
Maximum RMS Voltage	V_{RMS}	35	70	140	280	420	560	700	V	
Maximum DC Blocking Voltage	V_{DC}	50	100	200	400	600	800	1000	V	
Maximum Average Forward (With heatsink Note2) Rectified Current @ $T_c=100^\circ\text{C}$ (without heatsink)	$I_{(AV)}$					15.0				A
						3.2				
Peak Forward Surge Current, 8.3ms Single Half Sine-Wave Super Imposed On Rated Load (JEDEC Method)	I_{FSM}					240				A
Maximum Forward Voltage at 7.5A DC	V_F					1.0				V
Maximum DC Reverse Current @ $T_J=25^\circ\text{C}$ At Rate DC Blocking Voltage @ $T_J=125^\circ\text{C}$	I_R					10.0				μA
						500				
I^2T Rating for Fusing($t<8.3\text{ms}$)	I^2t					239				A^2s
Typical Junction Capacitance Per Element (Note 1)	C_J					70				pF
Typical Thermal Resistance	$R_{\theta JC}$					2.2				$^\circ\text{C/W}$
Operating Temperature Range	T_J					-55 to +150				$^\circ\text{C}$
Storage Temperature Range	T_{STG}					-55 to +150				$^\circ\text{C}$

Notes:

1. Measured at 1.0MHz and applied reverse voltage of 4.0V DC.
2. Device mounted on 100mm*100mm*1.6mm Cu plate heatsink.

Company reserves the right to improve product design , functions and reliability without notice.

REV: D

Rating and Characteristics Curves (GBU15005-G Thru. GBU1510-G)

Fig.1 - Derating Curve Output Rectified Current

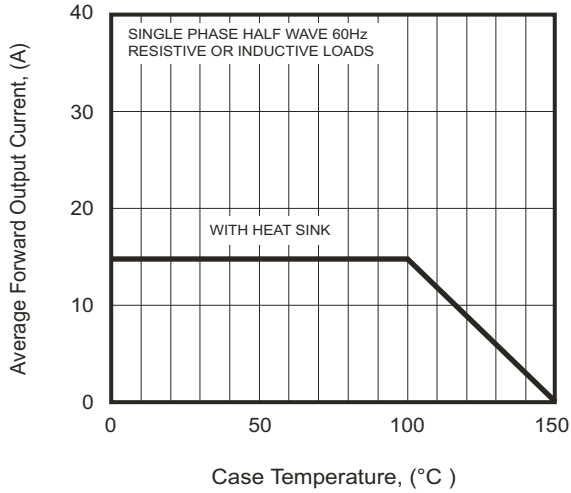


Fig.2 - Max. Forward Surge Current

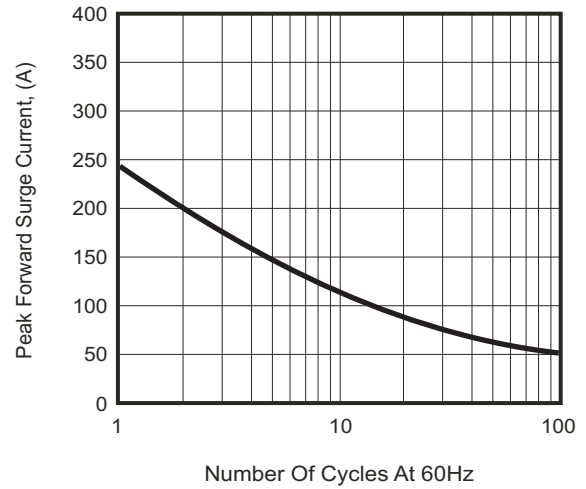


Fig.3 - Typical Forward Characteristics

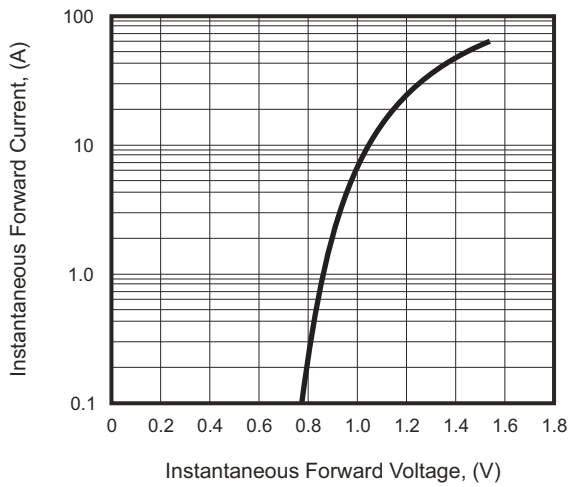
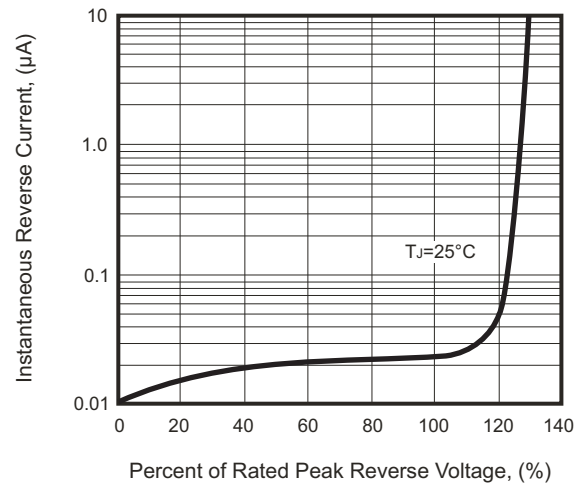
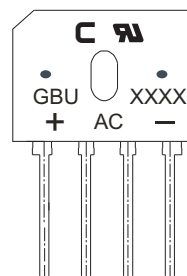


Fig.4 - Typical Reverse Characteristics



Marking Code

Part Number	Marking code
GBU15005-G	GBU15005
GBU1501-G	GBU1501
GBU1502-G	GBU1502
GBU1504-G	GBU1504
GBU1506-G	GBU1506
GBU1508-G	GBU1508
GBU1510-G	GBU1510



XXXX / XXXXX = Product type marking code
C = Comchip Logo

Standard Packaging

Case Type	TUBE PACK	
	TUBE (pcs)	Carton (pcs)
GBU	20	1,000

Mouser Electronics

Authorized Distributor

Click to View Pricing, Inventory, Delivery & Lifecycle Information:

[Comchip Technology:](#)

[GBU1508-G](#)